

Shri Shivaji Education Society, Amravati's
Y.D.V.D. Arts, Commerce College, Teosa. Dist-Amravati


**5.2.3 Average percentage of students qualifying in state/ national/ international level examinations during the last five years (eg: NET/SLET/GATE/GMAT/CAT, GRE/TOFEL/Civil Services/State government examinations)
(5)**


Sr. No	Year	Name of Students	Registration number/roll number for the exam.	Name Of Examination Qualified.	Name Of Examination Appeared	Remark
	2015-16	Krunal Harichandra Raut (7350407427)		SET 2016		
	2015-16	shaileshn7887@gmail.com 9767327062	374999	SET 2015		
	2016-17	Pawan Babhulkar (7721014629)		NET		
	2016-17	Aniket vinodrao Rithe 9373673048		NET		
		Rushabh shankarao wasankar 8411963089		Any Other		
	2017-18	MAYUR KANHAIYALAL GOUD 7620197064	E184101	NET		
	2017-18	Prajakta manohar bakhade 9370829657				
	2018-19	Ashutosh Laxmanrao Gayaki 7517230525		Any Other		
	2018-19	Payal vilasrao choudhari 7058418924	7066903625	Any Other		
		Anil Bharti 09960378340		Any Other		
		Dr.Pramod Mahadev Talan 9881538152		Any Other		
	2019-20	Ku Priyanka pramod japulkar 9322639307	17765	Any Other		
	2019-20	Sunita shyam Dhengale 7507603421		Any Other		
	2019-20	Kunal anilrao nirgude 9518307825		Any Other		
	2019-20	Dinesh wankhade 9890996579		Any Other		


	2019-20	Manish G. Gawande	375218	SET	SET	
	2019-20	Priyanka D.Fale	565956	SET	SET	
	2019-20	Jayshri K.Bakale	373680	SET	SET	
	2019-20	Shubhangi P.Lanjewar	375297	SET	SET	
	2019-20	Shubhangi P.Lanjewar	565486	SET	SET	

Shri Shivaji Education Society, Amravati's
Y.D.V.D. Arts, Commerce College, Teosa. Dist-Amravati

ADMIT CARD
MAHARASHTRA STATE ELIGIBILITY TEST FOR ASSISTANT PROFESSOR
(Conducted by Savitribai Phule Pune University as a State Agency)

	Day & Date Sunday, 27th Dec, 2020	Paper	Time
		I	10.00 a.m. to 11.00 a.m.
		II	11.30 a.m. to 01.30 p.m. Without break

Name of Candidate	: GAWANDE MANISH GANGADHAR	 Photo of the Candidate
Seat No.	: 375218	
Subject	: Economics (11)	
Centre	: Amravati (17)	
Category	: OBC(NCL)	
PH / VH	: Not Applicable	
Place of the Examination	: (1709) Sipna Engineering College (Wing C), Badnera Road, Amravati	






Signature of the Candidate

Important Instructions

1. The candidate is required to carry the admit card, besides identity proof such as Original Driving License, Election Card, Aadhaar Card, Passport or PAN Card etc. in absence of which candidate will not be allowed to appear for the SET examination.
2. If your admit card do not display image of your photograph, you have to paste a recent photo at appropriate place and get it attested from the Principal/competent authority.
3. The candidate must sign the attendance roll for two sessions, in absence of which his/her OMR answer sheets will not be assessed.
4. Candidate should report to the exam center two hours before commencement of exam to take preventive measures for COVID-19.
5. Use only a **Blue/Black Ball Point Pen** to shade the circles concerning Seat number, subject code and answers on the OMR answer sheet for papers I & II. The circle should be shaded properly, as instructed in SET notification.
6. There are 2 OMR Sheets, separate for each paper and Test booklet code is pre-printed & pre-shaded on both OMR Sheets.
7. The Candidate must ensure that the test booklet code printed & shaded on the OMR Sheet is similar to that printed on the test booklet.
8. Ensure that the seat number & subject code are written & shaded correctly on the OMR Sheets. Failure to do this, you will get zero marks and you will be responsible for this mistake.
9. No candidate shall be allowed to carry Calculator, Cellular-phone, Mobile Phone, Pager and other electronic devices in the Examination Hall/Room.
10. Please ensure the details such as your name, subject, Centre, category, PWD Category shown in the admit card are as per your online application form.
11. No TA/DA will be paid to the candidates.
12. **Important Note for Physically Handicapped Candidates (40% or more disability)**
If you are Physically Handicapped and if you are unable to write, please contact the Superintendent of your examination centre with relevant documents along with request letter, at least 8 days in advance for writer/scribe.
13. The candidate has to return the original OMR Sheet at the end of each session to the invigilator in the examination Hall/Room. However, Candidates are allowed to carry the used Test Booklets of Papers – I & II along with carbon less copy of both OMR Sheets on conclusion of SET Exam.

ADMIT CARD
MAHARASHTRA STATE ELIGIBILITY TEST FOR ASSISTANT PROFESSOR
(Conducted by Savitribai Phule Pune University as a State Agency)

	Day & Date Sunday, 26th Sept, 2021	Paper I II	Time 10.00 a.m. to 11.00 a.m. 11.30 a.m. to 01.30 p.m. Without break
	Name of Candidate : FALE PRIYANKA DNYANESHWAR Seat No. : 565956 Subject : Political Science (15) Centre : Amravati (17) Category : OBC(NCL) PwD : Not Eligible Place of the Examination : (1709) Shri. Shivaji Science College, Morshi Road, Amravati	 Photo of the Candidate	



Signature of the Candidate

Important Instructions

1. The candidate is required to carry the admit card, besides identity proof such as Original Driving License, Election Card, Aadhaar Card, Passport or PAN Card etc. in absence of which candidate will not be allowed to appear for the SET examination.
2. If your admit card do not display image of your photograph, you have to paste a recent photo at appropriate place and get it attested from the Principal/competent authority.
3. The candidate must sign the attendance sheet for two sessions, in absence of which his/her OMR answer sheets will not be assessed.
4. Candidate should report to the exam center **two hours before** commencement of exam to take preventive measures for COVID-19.
5. Use only a **Blue/Black Ball Point Pen** to shade the circles concerning Seat number, subject code and answers on the OMR answer sheet for papers I & II. The circle should be shaded properly, as instructed in the SET notification.
6. There are 2 OMR Sheets, separate for each paper and Test booklet code is pre-printed & pre-shaded on both OMR Sheets.
7. The Candidate must ensure that the test booklet code printed & shaded on the OMR Sheet is similar to that printed on the test booklet.
8. Ensure that the seat number & subject code are written & shaded correctly on the OMR Sheets. Failure to do this, you will get zero marks and you will be responsible for this mistake.
9. No candidate shall be allowed to carry Calculator, Cellular-phone, Mobile Phone, Pager and other electronic devices in the Examination Hall/Room.
10. Please ensure the details such as your name, subject, Centre, category, PWD Category shown in the admit card are as per your online application form.
11. No TA/DA will be paid to the candidates.
12. **Important Note for Physically Handicapped Candidates (40% or more disability)**
If you are Physically Handicapped and if you are unable to write, please contact the Superintendent of your examination centre with relevant documents along with request letter, at least 8 days in advance for writer/scribe.
13. The candidate has to return the original OMR Sheet at the end of each session to the invigilator in the examination Hall/Room. However, Candidates are allowed to carry the used Test Booklets of Papers – I & II along with carbon less copy of both OMR Sheets on conclusion of SET Exam.
14. **There will be no break between two sessions.**

ADMIT CARD
MAHARASHTRA STATE ELIGIBILITY TEST FOR ASSISTANT PROFESSOR
(Conducted by Savitribai Phule Pune University as a State Agency)



Day & Date
Sunday, 27th Dec, 2020

Paper	Time
I	10.00 a.m. to 11.00 a.m.
II	11.30 a.m. to 01.30 p.m. Without break

Name of Candidate : BAKALE JAISHRI KESHAORAO
Seat No. : 373680
Subject : Marathi (01)
Centre : Amravati (17)
Category : OBC(NCL)
PH / VH : Not Applicable
Place of the Examination : (1703) P.R.Pote (Patil) College of Engineering & Management, Wing (A), Amravati



Photo of the Candidate

Signature of the Candidate

Important Instructions

1. The candidate is required to carry the admit card, besides identity proof such as Original Driving License, Election Card, Aadhaar Card, Passport or PAN Card etc. in absence of which candidate will not be allowed to appear for the SET examination.
2. If your admit card do not display image of your photograph, you have to paste a recent photo at appropriate place and get it attested from the Principal/competent authority.
3. The candidate must sign the attendance roll for two sessions, in absence of which his/her OMR answer sheets will not be assessed.
4. Candidate should report to the exam center two hours before commencement of exam to take preventive measures for COVID-19.
5. Use only a **Blue/Black Ball Point Pen** to shade the circles concerning Seat number, subject code and answers on the OMR answer sheet for papers I & II. The circle should be shaded properly, as instructed in SET notification.
6. There are 2 OMR Sheets, separate for each paper and Test booklet code is pre-printed & pre-shaded on both OMR Sheets.
7. The Candidate must ensure that the test booklet code printed & shaded on the OMR Sheet is similar to that printed on the test booklet.
8. Ensure that the seat number & subject code are written & shaded correctly on the OMR Sheets. Failure to do this, you will get zero marks and you will be responsible for this mistake.
9. No candidate shall be allowed to carry Calculator, Cellular-phone, Mobile Phone, Pager and other electronic devices in the Examination Hall/Room.
10. Please ensure the details such as your name, subject, Centre, category, PWD Category shown in the admit card are as per your online application form.
11. No TA/DA will be paid to the candidates.
12. **Important Note for Physically Handicapped Candidates (40% or more disability)**
If you are Physically Handicapped and if you are unable to write, please contact the Superintendent of your examination centre with relevant documents along with request letter, at least 8 days in advance for writer/scribe.
13. The candidate has to return the original OMR Sheet at the end of each session to the invigilator in the examination Hall/Room. However, Candidates are allowed to carry the used Test Booklets of Papers – I & II along with carbon less copy of both OMR Sheets on conclusion of SET Exam.

ADMIT CARD
MAHARASHTRA STATE ELIGIBILITY TEST FOR ASSISTANT PROFESSOR
(Conducted by Savitribai Phule Pune University as a State Agency)



Day & Date
Sunday, 27th Dec, 2020

Paper	Time
I	10.00 a.m. to 11.00 a.m.
II	11.30 a.m. to 01.30 p.m.
	Without break

Name of Candidate : LANJEWAR SHUBHANGI PRAKASH
Seat No. : 375297
Subject : Economics (11)
Centre : Amravati (17)
Category : OBC(NCL)
PH / VH : Not Applicable
Place of the Examination : (1709) Sipna Engineering College (Wing C), Badnera Road, Amravati





Photo of the Candidate

Signature of the Candidate

Important Instructions

1. The candidate is required to carry the admit card, besides identity proof such as Original Driving License, Election Card, Aadhaar Card, Passport or PAN Card etc. in absence of which candidate will not be allowed to appear for the SET examination.
2. If your admit card do not display image of your photograph, you have to paste a recent photo at appropriate place and get it attested from the Principal/competent authority.
3. The candidate must sign the attendance roll for two sessions, in absence of which his/her OMR answer sheets will not be assessed.
4. Candidate should report to the exam center two hours before commencement of exam to take preventive measures for COVID-19.
5. Use only a **Blue/Black Ball Point Pen** to shade the circles concerning Seat number, subject code and answers on the OMR answer sheet for papers I & II. The circle should be shaded properly, as instructed in SET notification.
6. There are 2 OMR Sheets, separate for each paper and Test booklet code is pre-printed & pre-shaded on both OMR Sheets.
7. The Candidate must ensure that the test booklet code printed & shaded on the OMR Sheet is similar to that printed on the test booklet.
8. Ensure that the seat number & subject code are written & shaded correctly on the OMR Sheets. Failure to do this, you will get zero marks and you will be responsible for this mistake.
9. No candidate shall be allowed to carry Calculator, Cellular-phone, Mobile Phone, Pager and other electronic devices in the Examination Hall/Room.
10. Please ensure the details such as your name, subject, Centre, category, PWD Category shown in the admit card are as per your online application form.
11. No TA/DA will be paid to the candidates.
12. **Important Note for Physically Handicapped Candidates (40% or more disability)**
If you are Physically Handicapped and if you are unable to write, please contact the Superintendent of your examination centre with relevant documents along with request letter, at least 8 days in advance for writer/scribe.
13. The candidate has to return the original OMR Sheet at the end of each session to the invigilator in the examination Hall/Room. However, Candidates are allowed to carry the used Test Booklets of Papers – I & II along with carbon less copy of both OMR Sheets on conclusion of SET Exam.

ADMIT CARD
MAHARASHTRA STATE ELIGIBILITY TEST FOR ASSISTANT PROFESSOR
(Conducted by Savitribai Phule Pune University as a State Agency)

	Day & Date Sunday, 26th Sept, 2021	Paper I II	Time 10.00 a.m. to 11.00 a.m. 11.30 a.m. to 01.30 p.m. Without break
	Name of Candidate : LANJEWAR SHUBHANGI PRAKASHRAO Seat No. : 565486 Subject : Economics (11) Centre : Amravati (17) Category : OBC(NCL) PwD : Not Eligible Place of the Examination : (1708) Prof. Ram Meghe College of Engineering & Management, New Express Highway, Badnera, Amravati	 Photo of the Candidate	



Signature of the Candidate

Important Instructions

1. The candidate is required to carry the admit card, besides identity proof such as Original Driving License, Election Card, Aadhaar Card, Passport or PAN Card etc. in absence of which candidate will not be allowed to appear for the SET examination.
2. If your admit card do not display image of your photograph, you have to paste a recent photo at appropriate place and get it attested from the Principal/competent authority.
3. The candidate must sign the attendance sheet for two sessions, in absence of which his/her OMR answer sheets will not be assessed.
4. Candidate should report to the exam center **two hours before** commencement of exam to take preventive measures for COVID-19.
5. Use only a **Blue/Black Ball Point Pen** to shade the circles concerning Seat number, subject code and answers on the OMR answer sheet for papers I & II. The circle should be shaded properly, as instructed in the SET notification.
6. There are 2 OMR Sheets, separate for each paper and Test booklet code is pre-printed & pre-shaded on both OMR Sheets.
7. The Candidate must ensure that the test booklet code printed & shaded on the OMR Sheet is similar to that printed on the test booklet.
8. Ensure that the seat number & subject code are written & shaded correctly on the OMR Sheets. Failure to do this, you will get zero marks and you will be responsible for this mistake.
9. No candidate shall be allowed to carry Calculator, Cellular-phone, Mobile Phone, Pager and other electronic devices in the Examination Hall/Room.
10. Please ensure the details such as your name, subject, Centre, category, PWD Category shown in the admit card are as per your online application form.
11. No TA/DA will be paid to the candidates.
12. **Important Note for Physically Handicapped Candidates (40% or more disability)**
If you are Physically Handicapped and if you are unable to write, please contact the Superintendent of your examination centre with relevant documents along with request letter, at least 8 days in advance for writer/scribe.
13. The candidate has to return the original OMR Sheet at the end of each session to the invigilator in the examination Hall/Room. However, Candidates are allowed to carry the used Test Booklets of Papers – I & II along with carbon less copy of both OMR Sheets on conclusion of SET Exam.
14. **There will be no break between two sessions.**

